



ST. CHARLES PARISH DEPARTMENT OF PARKS AND RECREATION

**OUR GOAL IS TO PROVIDE QUALITY RECREATION
PROGRAMS, ACTIVITIES, PARKS AND FACILITIES
THAT ALLOW ALL RESIDENTS OF ST. CHARLES PARISH
TO ENHANCE THEIR QUALITY OF LIFE.**

FUNDING SOURCES

The Department of Parks and Recreation is supported by a 3.02 mill property tax levy and supplemental funds from the general fund budget.

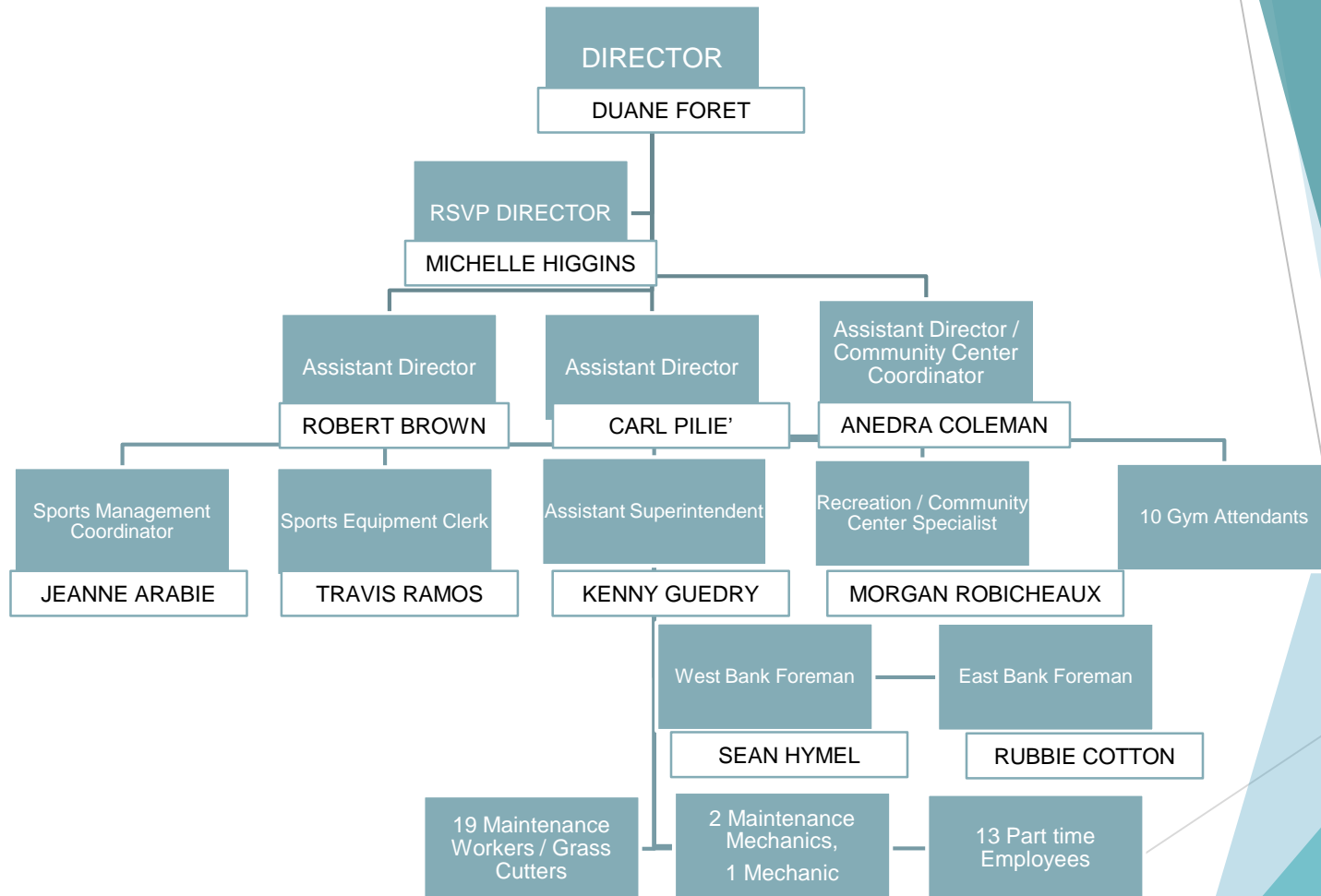
► RECREATION CONSTRUCTION FUND

- ❖ Residential developments currently donate 5% of site area for parks, or pay an in-lieu fee.



ST. CHARLES PARISH PARKS AND RECREATION

ORGANIZATIONAL CHART



PARK / FACILITY STRUCTURE



PARK SITES // NEIGHBORHOOD PARKS, COMMUNITY PARKS,
REGIONAL PARKS AND SPECIAL FACILITIES

2018 PARTNERSHIPS

THE NEW ORLEANS
PELICANS JUNIOR NBA
PROGRAM



USA FOOTBALL



**HEADS UP
FOOTBALL**

THE NEW ORLEANS SAINTS
ORGANIZATION



NFL PLAY 60 FLAG
FOOTBALL



PROGRAMMING

YOUTH SPORTS

- Football
- Flag Football
- Basketball
- Baseball
- All Stars
- Fall Baseball
- Soccer
- Cheerleading
- Softball
- T-Ball (Boys & Girls)
- Summer Camp
- Swamp School
- Tennis
- Volleyball
- Healthy Kids Running Series
- Track, Picnics, etc.

ADULT SPORTS

- Industrial Basketball
- Independent Basketball
- Independent Softball
- Industrial Softball
- Women Softball
- Radio control Racetrack
- Picnics
- Multi-use Track at East & West Bank
- Walking Track

In 2018, the Department of Parks and Recreation coordinated and completed over 2,000+ scheduled games for Youth and Adult Sports.

PROGRAMMING

SENIOR ACTIVITIES

- Bowling
- Softball
- Senior Olympics
- Arts & Crafts
- Game Sporting Activities
- Mardi Gras Dance
- Fishing Rodeo
- Horseshoes
- Sketching & Oil Painting Classes
- Casino Trips
- Field Trips

SPECIAL ATHLETES

- Softball
- T-Ball
- Volleyball
- Track & Field
- Basketball
- Bowling
- Swimming
- Picnics
- Challenger Program
- Shooting Stars



2018 HIGHLIGHTS

FLAG FOOTBALL CONTINUES TO BE A GROWING TREND



2018 HIGHLIGHTS

ST. CHARLES PARISH 8U & 10U GIRLS SOFTBALL WORLD SERIES TEAMS



2018 HIGHLIGHTS



10U NATIONAL BOYS BIDDY BASKETBALL TOURNAMENT



8U – 18U GIRLS SOFTBALL BABE RUTH STATE TOURNAMENT HOST SITE



2018 HIGHLIGHTS

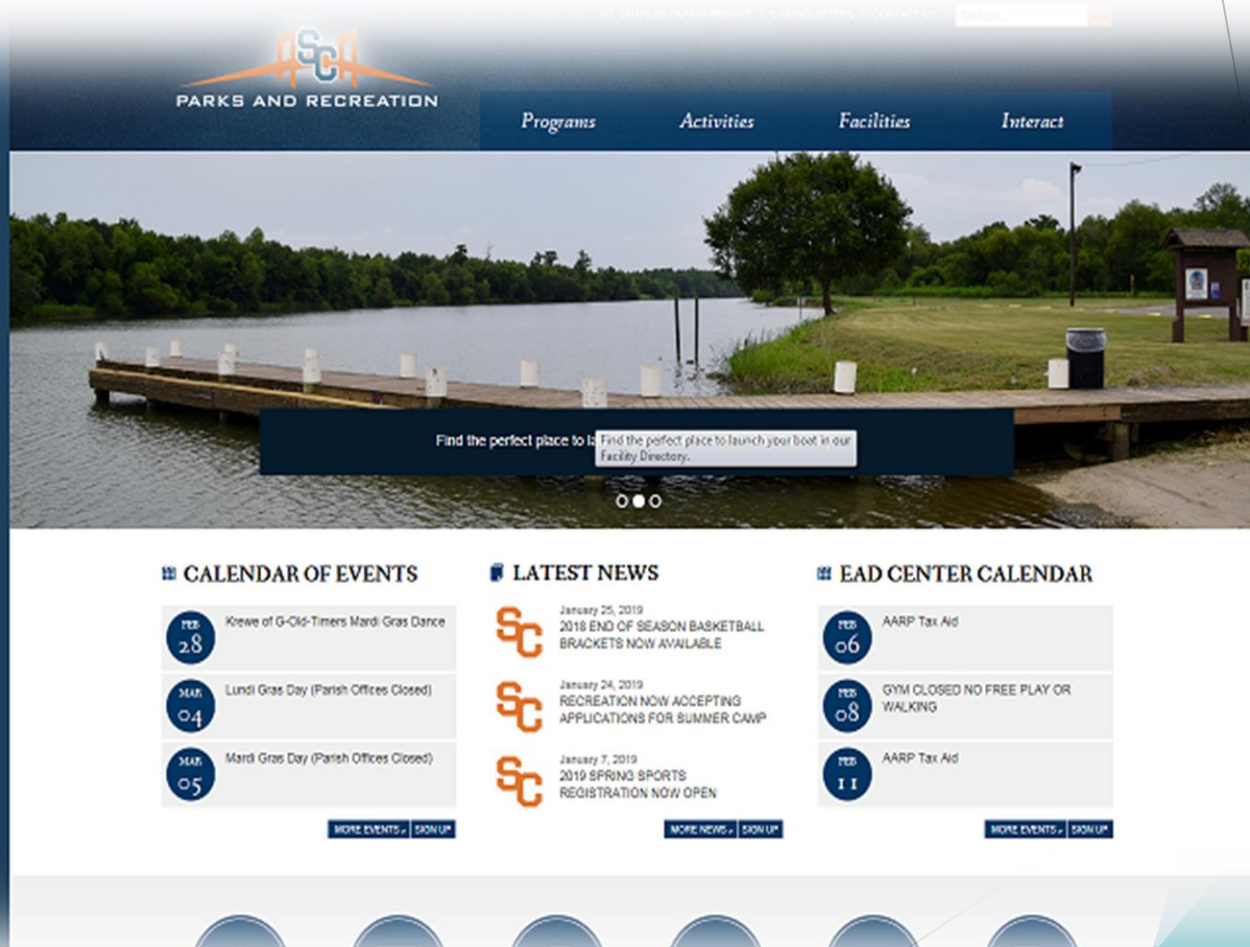
ORMOND SPRAY PARK



59 Private Events: 6,835 visitors in the summer of 2018

2018 HIGHLIGHTS

PARKS AND RECREATION WEBSITE REDESIGN



2018 HIGHLIGHTS

MONTZ PARK DRAINAGE AND BORDER FENCE



2018 HIGHLIGHTS

5th & GOODHOPE PARK BATHROOM RENOVATION



2018 HIGHLIGHTS

HOOPLA GRANT BETHUNE BASKETBALL COURT RESTORATION



2018 HIGHLIGHTED PROJECT

WEST BANK BRIDGE PARK CONCESSION STAND



2018 HIGHLIGHTS

BATTLE FOR THE PADDLE



EAD COMMUNITY CENTER PARKING LOT- HOSTING SITE

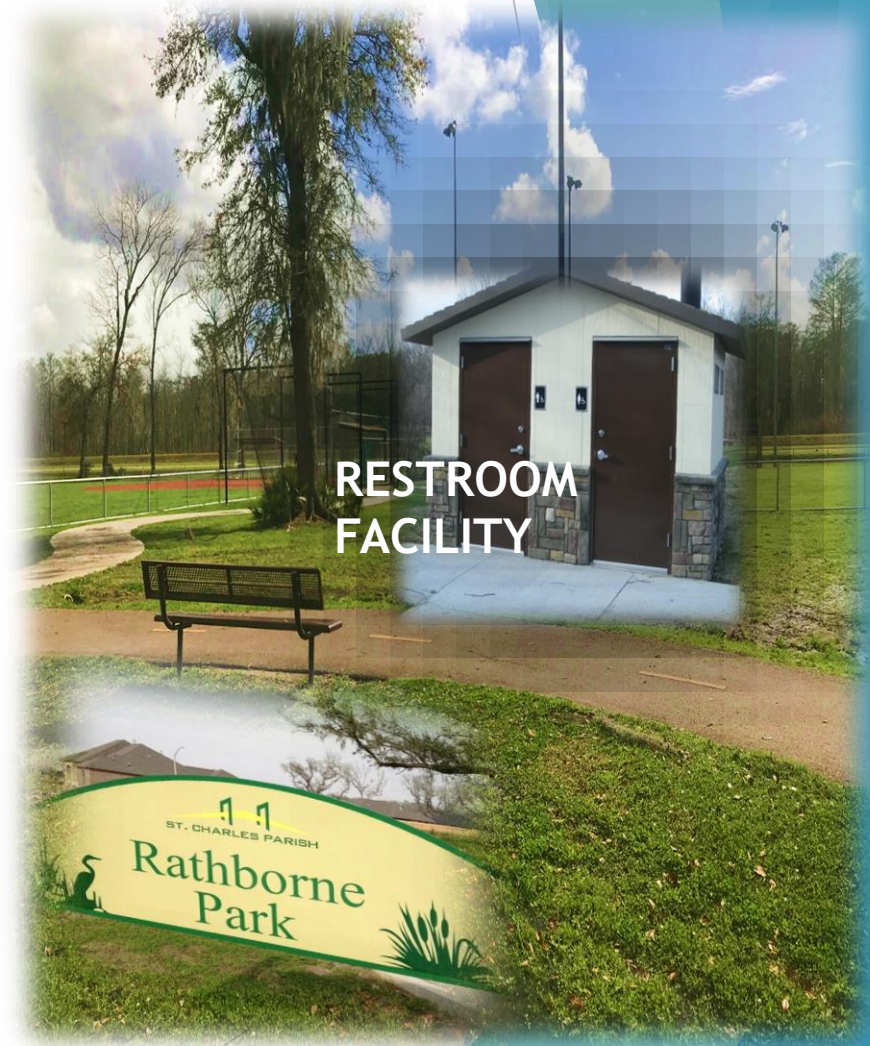
2019 PROJECT

DES ALLEMANDS PARK RENOVATION



2019 PROJECT

RATHBORNE PARK-PHASE III



2019 PROJECT

DOG PARK



2019 PROJECT

ED REED PARK, ST. ROSE



2019 PROJECT

WEST BANK LEVEE PATH OVER LOOK IMPROVEMENTS



- BENCH SEATING
- RESTROOMS
- FUTURE PHASE
PAVILLION WITH
SEATING

EDWARD A. DUFRESNE COMMUNITY CENTER

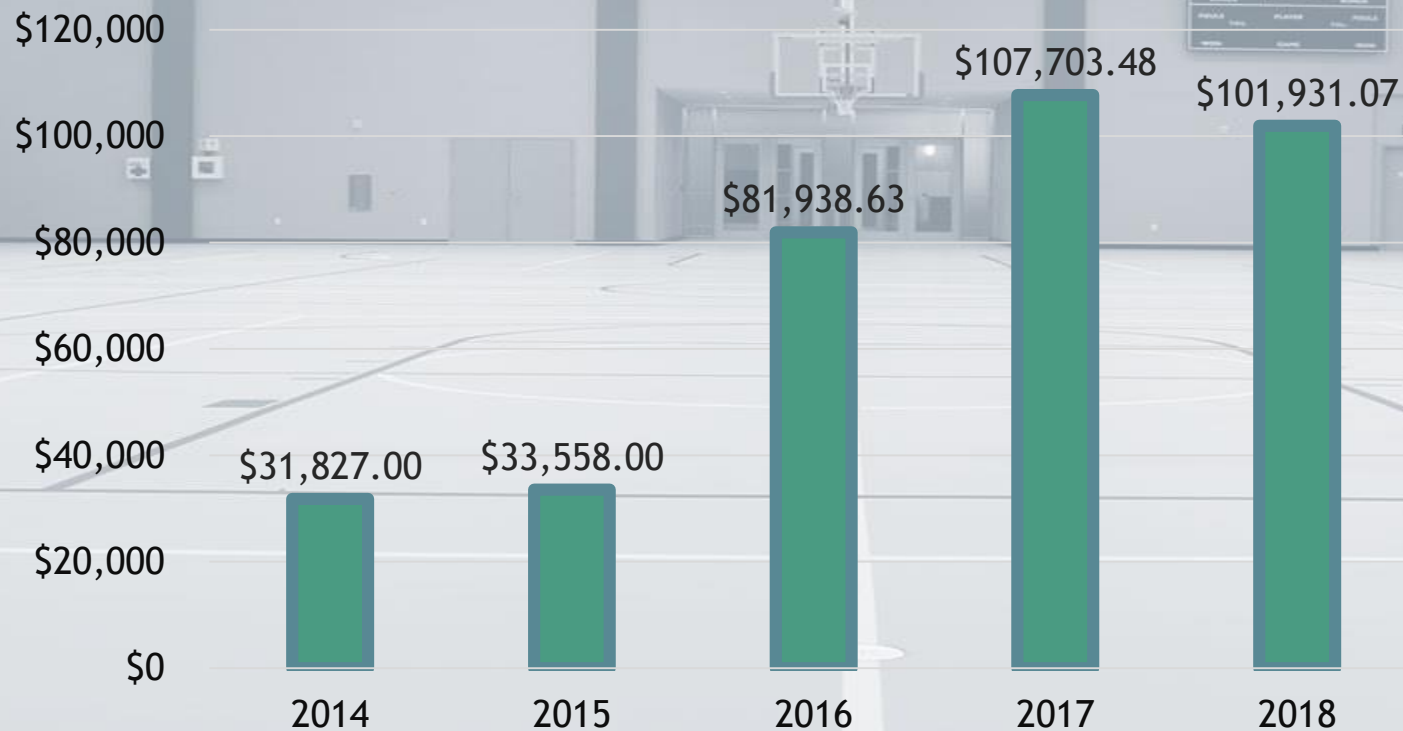
OUR MISSION IS TO CREATE A POSITIVE LEISURE, CULTURAL AND EDUCATIONAL EXPERIENCE WHICH WILL ENHANCE THE QUALITY OF LIFE FOR ALL PEOPLE IN AND AROUND THE ST. CHARLES PARISH REGION BY PROVIDING A BROAD RANGE OF PROGRAMS IN THE ARTS, RECREATION, ENRICHMENT AND LIFE-LONG LEARNING; STRIVING TO CREATE AND SUSTAIN COMMUNITY TRADITIONS THROUGH SPECIAL EVENTS, OUTREACH ACTIVITIES AND FACILITY RENTALS, AS WELL AS BUILDING A COMMUNITY THROUGH COLLABORATION AND CELEBRATION.



YEARLY REVENUE ANALYSIS



Yearly Revenue Analysis



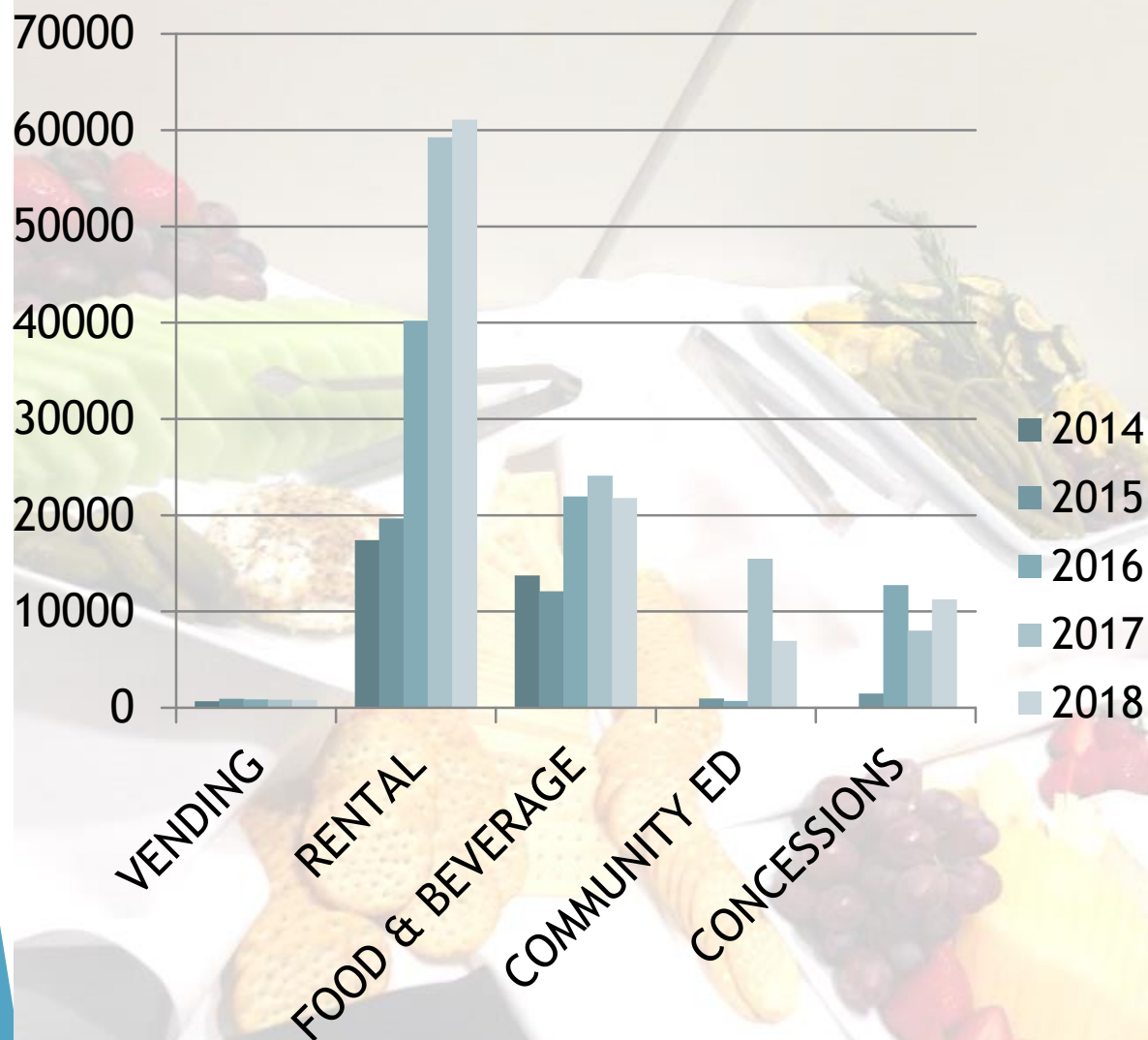
RENTAL REVENUE BREAKDOWN



OVERALL BREAKDOWN

2014	\$31,827 3 SOURCES // FOOD & BEVERAGE / RENTALS / VENDING
2015	\$33,558 5 SOURCES // FOOD & BEVERAGE / RENTALS / VENDING COMMUNITY ED / CONCESSIONS
2016	\$81,938.63 5 SOURCES // FOOD & BEVERAGE / RENTALS / VENDING COMMUNITY ED / CONCESSIONS
2017	\$107,703.48 5 SOURCES // FOOD & BEVERAGE / RENTALS / VENDING COMMUNITY ED / CONCESSIONS
2018	\$101,931.07 5 SOURCES // FOOD & BEVERAGE / RENTALS / VENDING COMMUNITY ED / CONCESSIONS

REVENUE BREAKDOWN

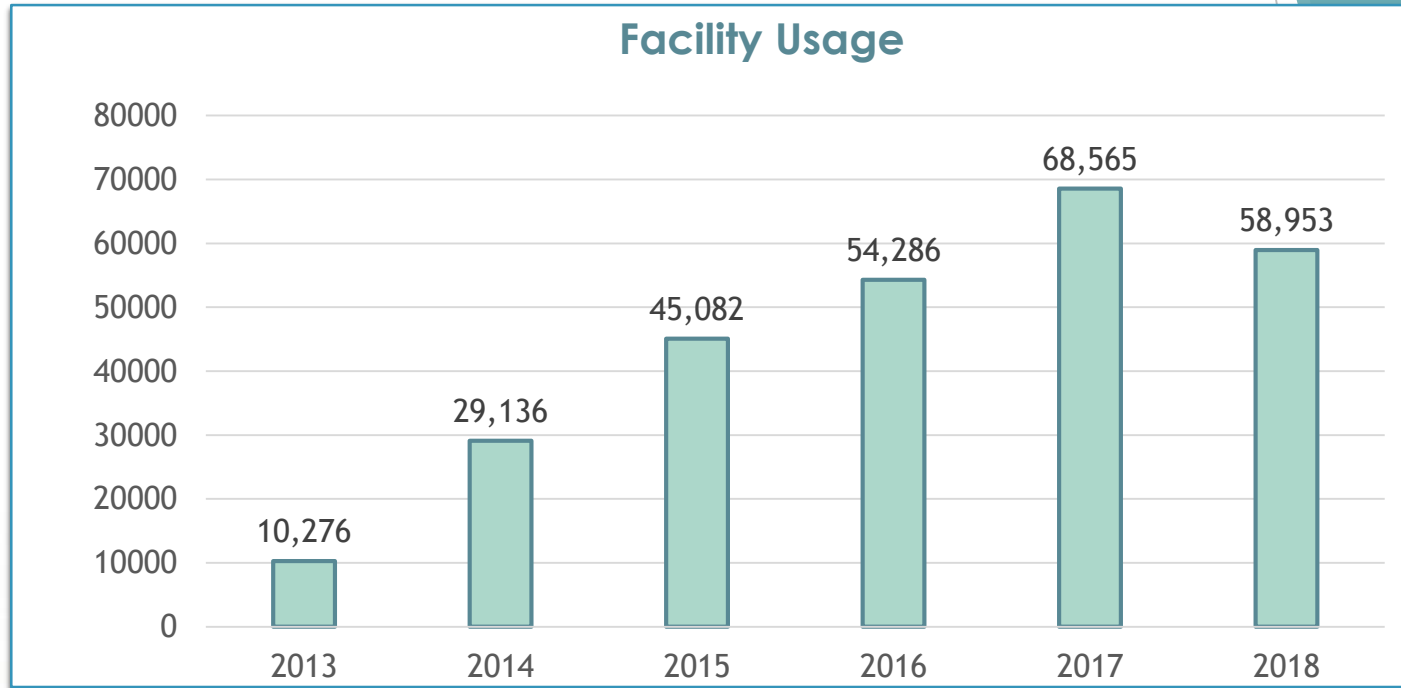


2018 BREAKDOWN

- VENDING- \$808.4241.83
- RENTAL - \$61,112.35
- FOOD & BEVERAGE -\$21,800.00
- COMMUNITY ED- \$6,959.00
- CONCESSIONS- \$11,251.30

2018 TOTAL: \$101,931.07

FACILITY USAGE




FACILITY USAGE BREAKDOWN




OVERALL BREAKDOWN

2015	45,346 278 EVENTS // GOV., 12 PRIVATE, COMMUNITY ED & FREE PLAY
2016	54,286 280 EVENTS // 229 GOV., 33 PRIVATE, 14 COMMUNITY ED & 4 SCHOOL BOARD FUNCTIONS & FREE PLAY
2017	68,565 334 EVENTS // 237 GOV., 97 PRIVATE, 8 COMMUNITY ED & 5 SCHOOL BOARD FUNCTIONS & FREE PLAY
2018	58,953 348 EVENTS // 267 GOV., 75 PRIVATE, 2 COMMUNITY ED & 4 SCHOOL BOARD FUNCTIONS & FREE PLAY

Notes: As of February 2019, 15 private events and 31 government events have already been hosted at the EAD Community Center for 2019.



CERTIFICATIONS & MEMBERSHIPS



MEMBERSHIP OF INTERNATIONAL
ASSOCIATION OF VENUE MANAGEMENT



FOOD SAFETY CERTIFICATION